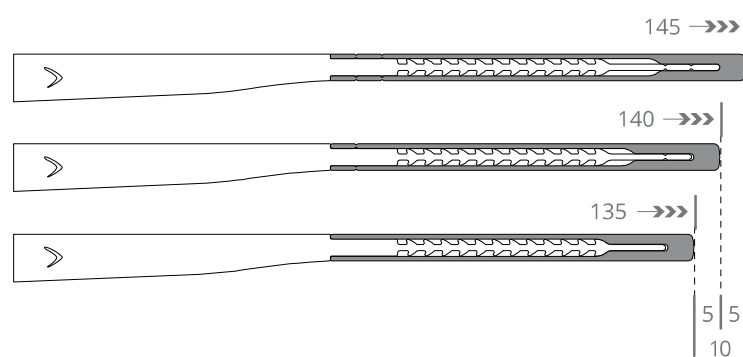


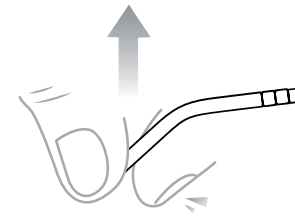
## SWORDFISH™ | Temple tips system

The SWORDFISH temple tip has been carefully studied to ensure maximum adaptability to the face, with an ergonomic frame that offers unbeatable comfort for the wearer. In just three simple steps, opticians can shorten the temples by hand to deliver a product that meets every customer's individual needs.

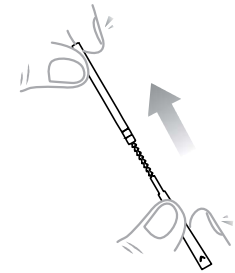
The temple supplied is 145 mm long but, thanks to the break-off guides, opticians can have three pairs of glasses with different temple lengths, all with just one frame. In three quick and simple moves, one or two sections of the temple and the tip can be broken off, taking the length of the temple to 140 and 135 mm respectively.



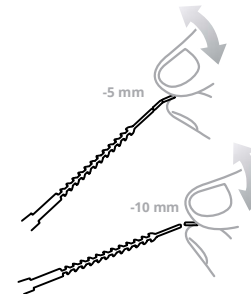
1




2



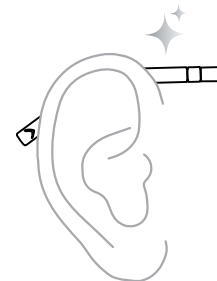
3



4



5

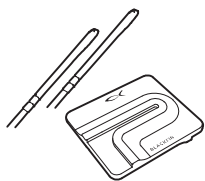


## SWORDFISH™ | Temple tips Bender

The Blackfin Temple Tips Bender is a plate which has been designed to restore the natural curvature of the temple after it has been shortened, to ensure a customised fit.

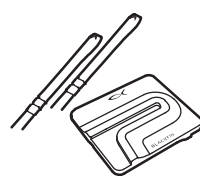
It is made of a thermoplastic material and on one side has a slot for the Swordfish temple tip and on the other a slot for the Mini Swordfish. Thanks to the ergonomic design of the plate and the tips, it just takes a couple of seconds to fit the tip into the slot and then bend it to your customer's requirements.

### TEMPLE TIPS BENDER 2ATR00344V0



**SIDE A**

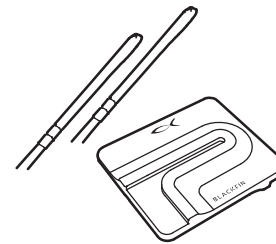
For Mini Swordfish



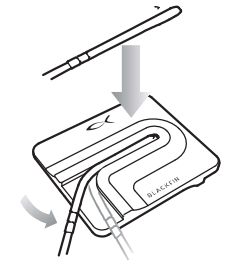
**SIDE B**

For Swordfish

**1**



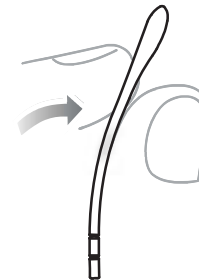
**2**




**3**



**4**



**5**



N.B.:  
For an even more customised fit, you can adjust the Swordfish temple tips by hand by bending them inwards.