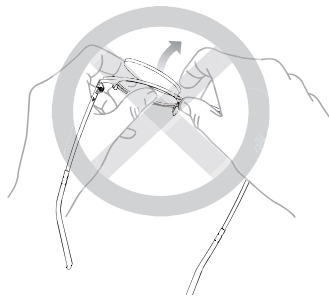


BLACKFIN ONE | Fitting the lenses

To correctly remove demonstration lenses from any Blackfin One or Blackfin Sun frame, please follow these instructions and always open the rim lock.

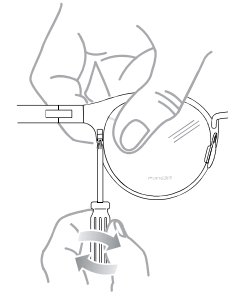
Any defects caused by non-compliant removal will not be covered by the warranty.

WRONG

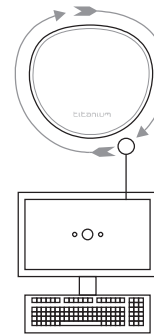


Warning: Any possible damage to the frame deriving from lens removal or replacement and failure to comply with these instructions will not be considered a production defect and consequently handled under warranty.

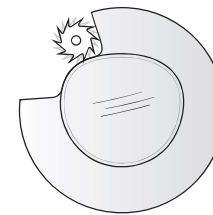
1



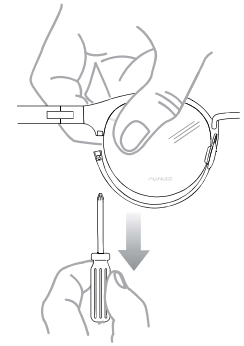
3



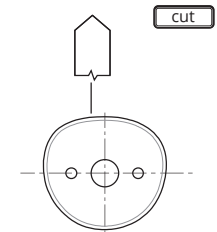
5



2



4



6

